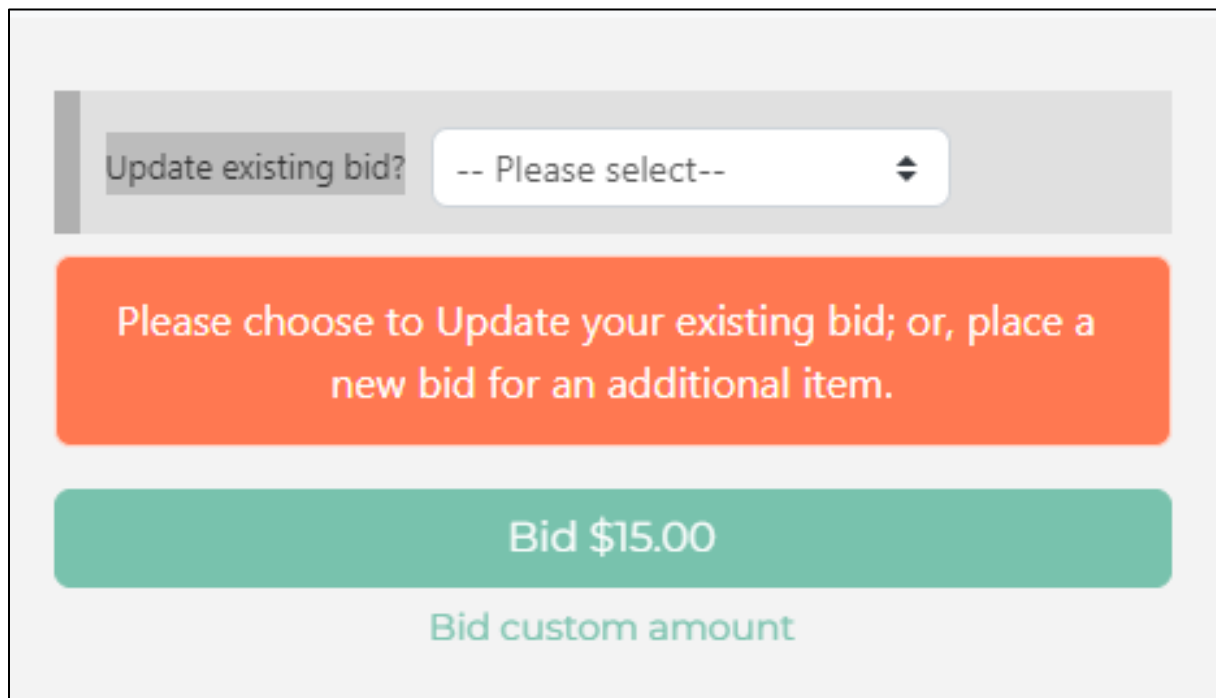


Online Auction Tips!

Since the auction platform we are using (Auctria) is still new to us, we'd like to share some tips we've learned along the way.

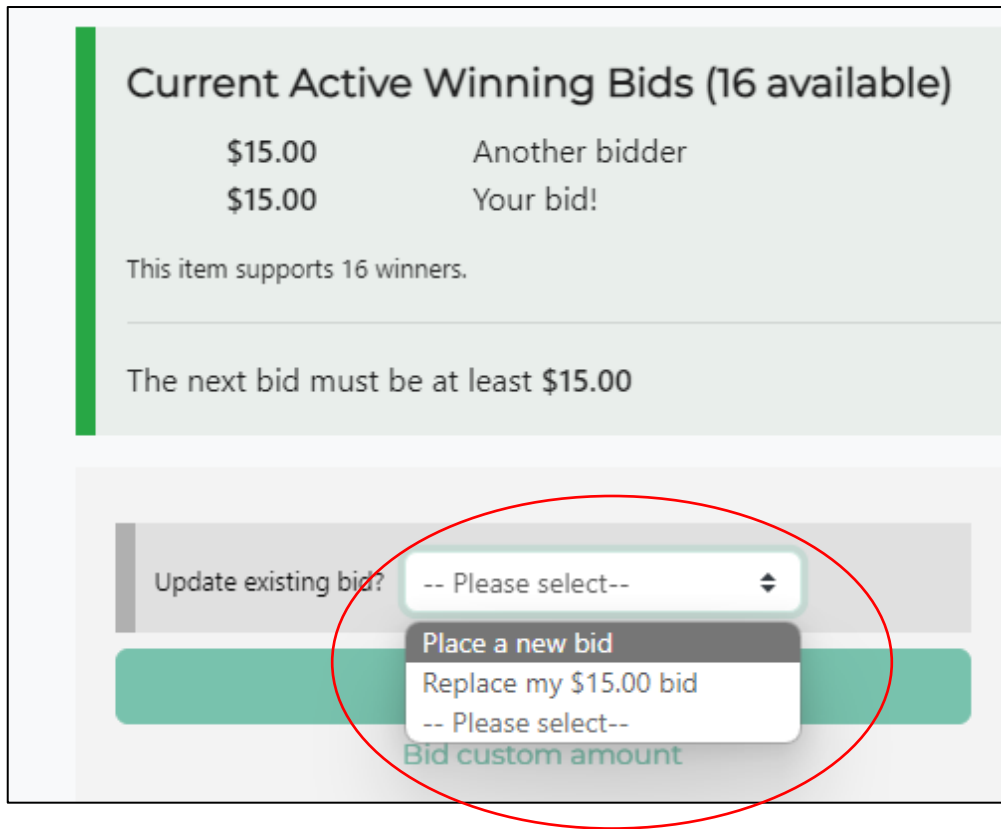
Tip #1: Bidding for a couple on a multiple-winner item

If you want to bid both for yourself and someone else for the same item, bid on the item the first time by clicking on the Bid \$XX (required minimum bid). After you bid on the item once, try to bid on the item a second time. You will be asked whether you want to update your existing bid or bid for an additional item, as follows:

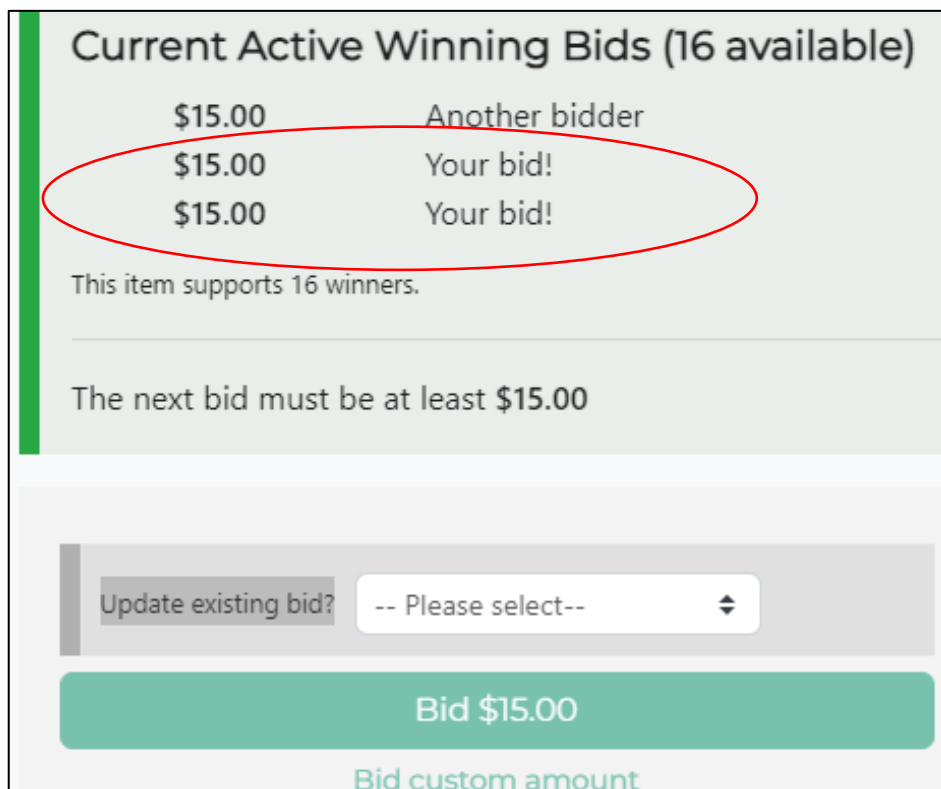


The screenshot shows a bidding interface with a dropdown menu and two buttons. The dropdown menu is labeled "Update existing bid?" and currently displays "-- Please select--". Below the dropdown is an orange button with the text "Please choose to Update your existing bid; or, place a new bid for an additional item." Below that is a green button with the text "Bid \$15.00". At the bottom of the green button area, there is a link that says "Bid custom amount".

Click the dropdown box that says, "Please select" and select "**Place a New Bid**," as shown on the screen that follows." Then click on the green bar that says "Bid \$XX."

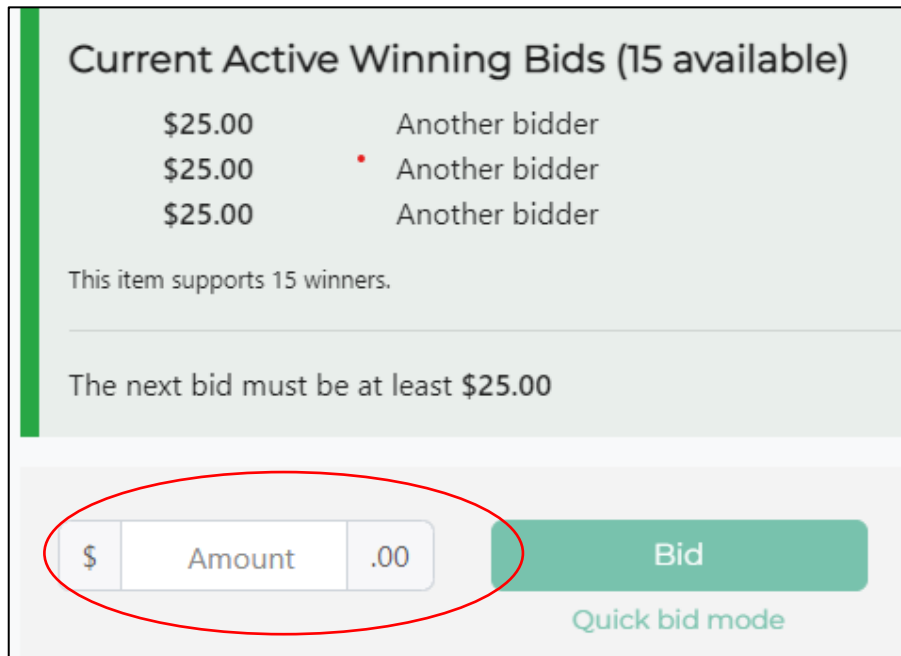


Under **Current Active Winning Bids**, you should now see two instances that say “Your bid,” as displayed in the screen that follows.



Tip #2 Bidding on an item that has a single price and a family price (e.g., EV14 Pasta Dinner)

If the item you're bidding on happens to have a single and family price, and you want to enter the price for your family, you need to enter it as a Custom Bid Price. Instead of clicking on the "Bid" button, go to the entry box to the left and enter the family amount (e.g., \$60).



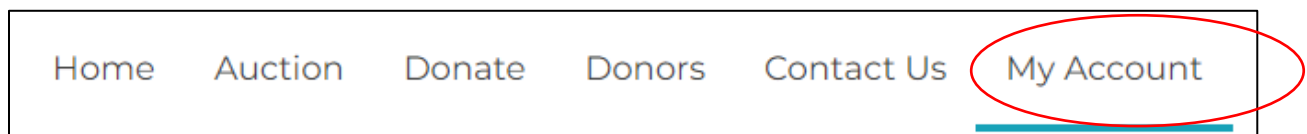
The screenshot shows a bidding interface. At the top, it says "Current Active Winning Bids (15 available)". Below this, there are three entries, each with a price of "\$25.00" and the text "Another bidder". A red dot is visible next to the second entry. Below the list, it says "This item supports 15 winners." and "The next bid must be at least \$25.00". At the bottom, there is a bid entry field with a "\$" symbol, a text box containing "Amount", and a ".00" suffix. To the right of the field is a green "Bid" button. A red oval highlights the bid entry field and the "Bid" button. Below the button, it says "Quick bid mode".

The system will ask you to confirm that you wish to enter a custom bid. Click "Bid \$XX" (the price you typed in).

Your bid should be displayed under "Current Active Winning Bids" above, along with the price you bid.

Tip #3: Keeping track of your account

You can click on "My Account" on the main auction menu below the title.



Here you can see the number of items you've bid on and how much money they add up to, but your Current Balance Due will be \$0.00 until the auction closes.

Account Summary

Current Balance Due

\$0.00

	TOTAL AMOUNT
Active bids 12	\$221.00
Total	\$0.00
Paid	\$0.00

If you scroll down, you will see the list of items you have bid on.

Active Bids

You currently have 12 active winning bids worth \$221.00 on items that are not yet closed.
 These bids are **not** included in the balance shown.

Item#	Item	Quantity	Amount	
EV03	Pasta Dinner (UU September Tradition)	1	\$60.00	
EV12	Discover Prosser Pines	1	\$10.00	
AT38	Designer Amethyst Necklace	1	\$20.00	
FL10	Oh So Carroty Cake	1	\$26.00	
AT57	Silver Boho Earrings	1	\$10.00	
AT30	Alliteration in Nature (If you feed them, they will come.)	1	\$10.00	
AT25	Pedestal Cake Plate	1	\$10.00	
AT22	Bamboo Cutting Board	1	\$10.00	

Well, that's it for now! We look forward to an exciting and profitable auction.

Stay tuned for more auction-related announcements in the coming days (including a list of Live items to be auctioned off next Saturday)!

Your UFSB Auction Team